

MONO 72PCS

SERIES MODULE

Industry leading module power output warranty
International quality, safety and performance certifications.

Manufacturing facility certified to ISO9001 quality management system standards.

Beautiful appearance, good durability & easy installation.

Special design in accordance with requirements of customers.

12
YEARS

FOR PRODUCT DEFECTS IN MATERIALS / WORKMANSHIP

12
YEARS

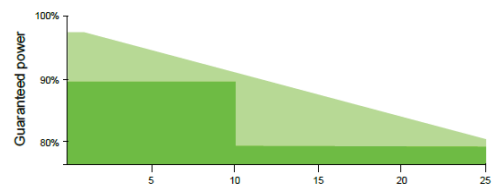
FOR 90% OF WARRANTED MINIMUM POWER OUTPUT

25
YEARS

FOR 80% OF WARRANTED MINIMUM POWER OUTPUT

25
YEARS

LINEAR WARRANTY

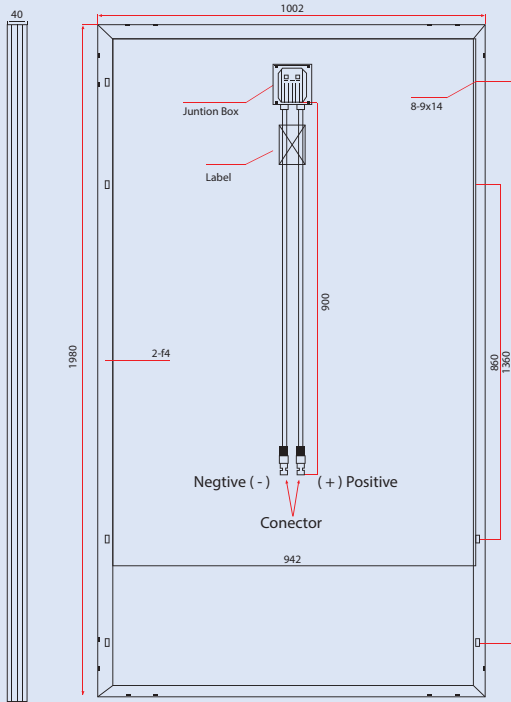




SR-390/385/380/375/-72M

Product Specification

DIMENSIONS AND STRUCTURE



ELECTRICAL PARAMETERS AT STANDARD TEST CONDITIONS (STC:AM=1.5, 1000W/M2, CELLS TEMPERATURE 25°C)

Typical type	390W	385W	380W	375W
Max power (Pmax)	390	385	380	375
Max power voltage (Vmp)	41.10	40.80	40.50	40.20
Max power current (Imp)	9.49	9.44	9.39	9.33
Open circuit voltage (Voc)	49.30	49.10	48.90	48.70
Short circuit current (Isc)	10.12	9.92	9.75	9.68
Cell efficiency (%)	22.53	22.22	21.93	22.22
Module Efficiency (%)	19.66	19.40	19.15	18.90
Max system voltage	DC 1000(TUV)			
Maximum Series Fuse Rating	15A			

MECHANICAL DATA

Dimensions	1980×1002×40mm
Weight	23kgs
Front glass	3.2 mm tempered glass
Output cables	4 mm ² length 900 mm
Connectors	MC4 comoatible ≥IP67
Cell type	Mono Cell 158.75*158.75 mm
Number of cells	72 cells in series

TEMPERATURE CHARACTERISTICS

Temp.Coeff.of Isc(TK Isc)	0.05% / °C
Temp.Coeff.of Voc(TK Voc) °C Temp.Coeff.of	(-0.32%) / °C
Pmax(TK Pmax)	(-0.41%) / °C
Operating temperature	(-40~+85%) °C
Normal operating cell temperature	45±2°C

PACKING CONFIGURATION

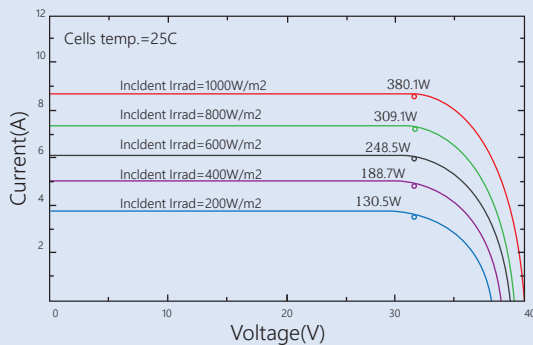
Container	20 GP	40 GP	40 HQ
Pieces per pallet	52	52	57
Pallets per container	5	12	12
Pieces per container	260	624	684

TESTS,CERTIFICATIONS

Standard tests	IEC 61215, IEC 61730
System certs	ISO 9001, ISO14001
Certifications	CQC,TUV,CE,MCS,CEC,CHUBB
Extreme wind and	Withstand extreme wind(2400 Pascal)
Snow loads testing	Snow loads(5400 Pascal)
Positive tolerance	0~+5W
Junction box	≥IP67

I-V CURVE

I-V CURVES AT DIFFERENT IRRADIANCE



I-V CURVES AT DIFFERENT TEMPERATURE

